



ALL DIMENSIONS AND ELEVATIONS
ARE APPROXIMATE FOR ESTIMATING
AND FIT-UP GUIDANCE ONLY.

ACTUAL CUT DIMENSIONS AND
ELEVATIONS ARE THE RESPONSIBILITY
OF THE INSTALLATION CONTRACTOR.

ALL PRODUCT LINES MUST BE
SLOPED AS INDICATED FOR
DRAINAGE.

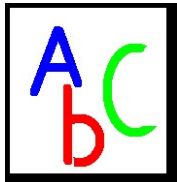
ISOMETRIC DRAWING NUMBERS
MATCH P&ID LINE NUMBERS.

☒ *RELEASED FOR REVIEW*

☐ *FOR CONSTRUCTION BY:*

OWNER _____ DATE _____

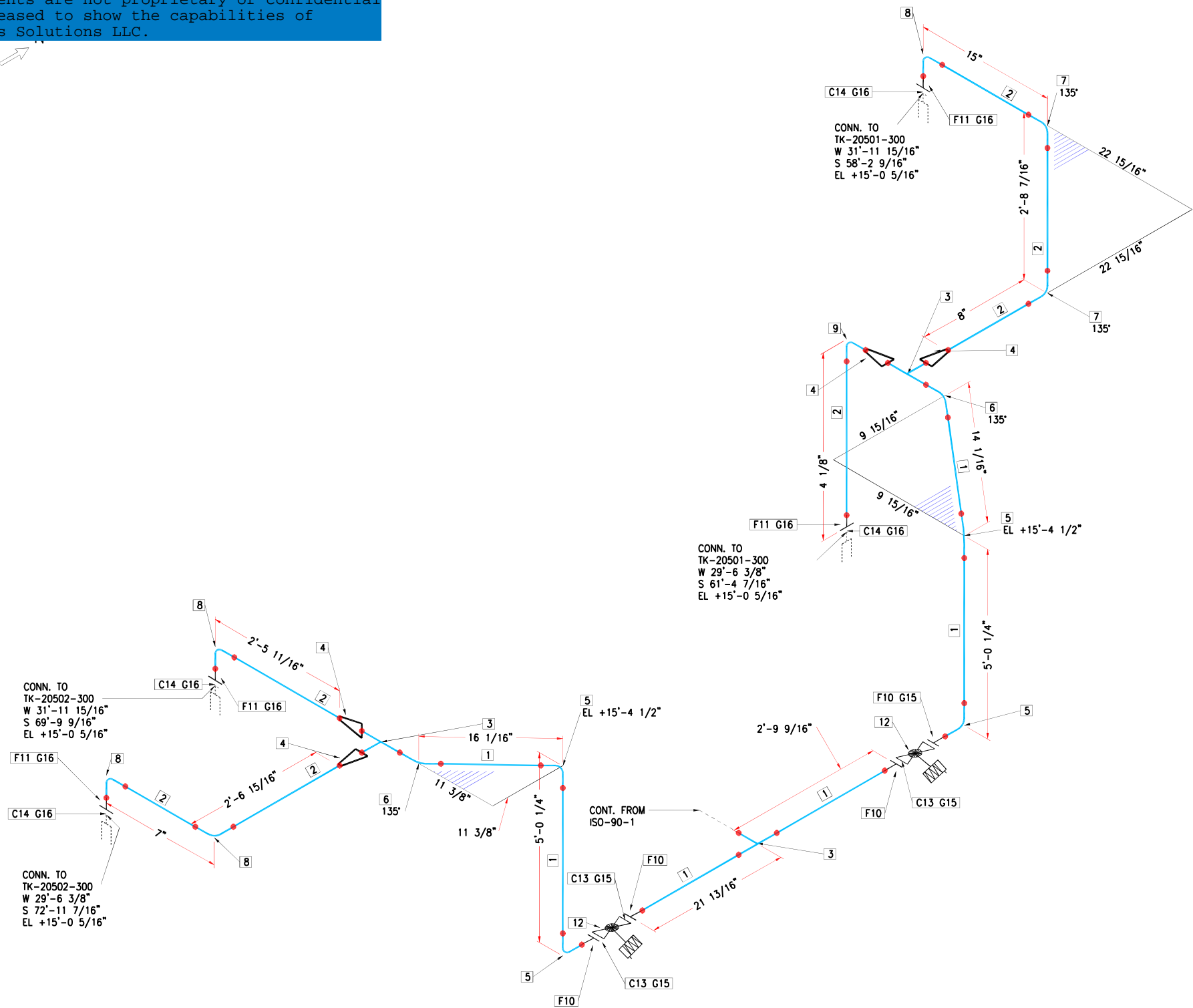
☐ *AS BUILT*



DRAWING NUMBER	REV
ISO-90-1	



ABC Foods and project ACORN are fictional.
These documents are not proprietary or confidential
and are released to show the capabilities of
Cook Process Solutions LLC.



ITEM #	QTY	PART NUMBER	DESCRIPTION
1	14'0"	SS TUBE	SANITARY, 2"
2	8'5"	SS TUBE	SANITARY, 1"
3	3	B7WWW	TEE, WELD, 2"
4	4	L31	REDUCER, 3A, 2"x1"
5	4	B2S	ELBOW, 90, WELD, 2"
6	2	B2KS	ELBOW, 45, WELD, 2"
7	2	B2KS	ELBOW, 45, WELD, 1"
8	4	B2S	ELBOW, 90, WELD, 1"
9	1	2WCL	ELBOW, 90, WELD, SHORT, 1"
10	4	L14AM	FERRULE, 2"
11	4	L14AM	FERRULE, 1"
12	2	TBD	VALVE, BALL, AIR OPEN, SPRING CLOSE, TC, 2"
13	4	A13MHM	CLAMP, 2"
14	4	A13MHM	CLAMP, 1"
15	4	GASKET	GASKET, CLAMP, 2"
16	4	GASKET	GASKET, CLAMP, 1"


ALL DIMENSIONS AND ELEVATIONS
ARE APPROXIMATE FOR ESTIMATING
AND FIT-UP GUIDANCE ONLY.

ACTUAL CUT DIMENSIONS AND
ELEVATIONS ARE THE RESPONSIBILITY
OF THE INSTALLATION CONTRACTOR.

ALL PRODUCT LINES MUST BE
SLOPED AS INDICATED FOR
DRAINAGE.

ISOMETRIC DRAWING NUMBERS
MATCH P&ID LINE NUMBERS.

	<div>△ E</div>			<input checked="" type="checkbox"/> RELEASED FOR REVIEW
	<div>△ D</div>			<input type="checkbox"/> FOR CONSTRUCTION BY:
	<div>△ C</div>			
	<div>△ B</div>			
	<div>△ A</div>			
DATE	#	REVISION	BY	OWNER _____ DATE _____ <input type="checkbox"/> AS BUILT

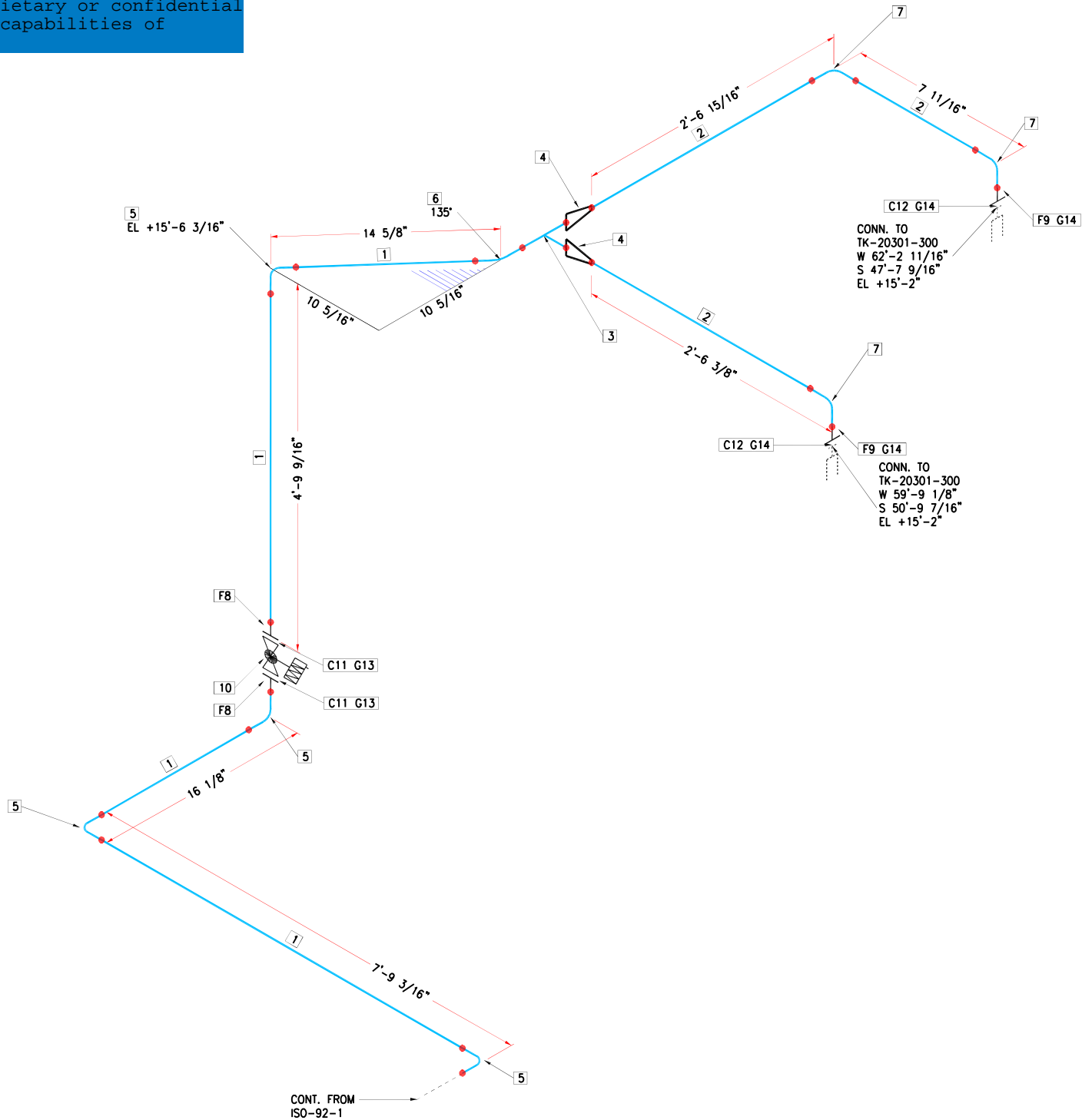


ABC FOODS		
SPRINGFIELD, MO		
WHITE SAUCE KITCHEN		
3MAY2011	STASSEL	11x17

DRAWING NUMBER	REV
ISO-90-3	



ABC Foods and project ACORN are fictional.
These documents are not proprietary or confidential
and are released to show the capabilities of
Cook Process Solutions LLC.



ITEM #	QTY	PART NUMBER	DESCRIPTION
1	12'7"	SS TUBE	SANITARY, 2"
2	4'9"	SS TUBE	SANITARY, 1"
3	1	B7WWW	TEE, WELD, 2"
4	2	L31	REDUCER, 3A, 2"x1"
5	4	B2S	ELBOW, 90, WELD, 2"
6	1	B2KS	ELBOW, 45, WELD, 2"
7	3	B2S	ELBOW, 90, WELD, 1"
8	2	L14AM	FERRULE, 2"
9	2	L14AM	FERRULE, 1"
10	1	TBD	VALVE, BALL,AIR OPEN, SPRING CLOSE, TC, 2"
11	2	A13MHM	CLAMP, 2"
12	2	A13MHM	CLAMP, 1"
13	2	GASKET	GASKET, CLAMP, 2"
14	2	GASKET	GASKET, CLAMP, 1"

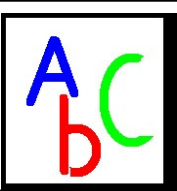
ALL DIMENSIONS AND ELEVATIONS
ARE APPROXIMATE FOR ESTIMATING
AND FIT-UP GUIDANCE ONLY.

ACTUAL CUT DIMENSIONS AND
ELEVATIONS ARE THE RESPONSIBILITY
OF THE INSTALLATION CONTRACTOR.

ALL PRODUCT LINES MUST BE
SLOPED AS INDICATED FOR
DRAINAGE.

ISOMETRIC DRAWING NUMBERS
MATCH P&ID LINE NUMBERS.

	E			<input checked="" type="checkbox"/> RELEASED FOR REVIEW
	D			<input type="checkbox"/> FOR CONSTRUCTION BY:
	C			
	B			OWNER _____ DATE _____
	A			<input type="checkbox"/> AS BUILT
DATE	#	REVISION	BY	

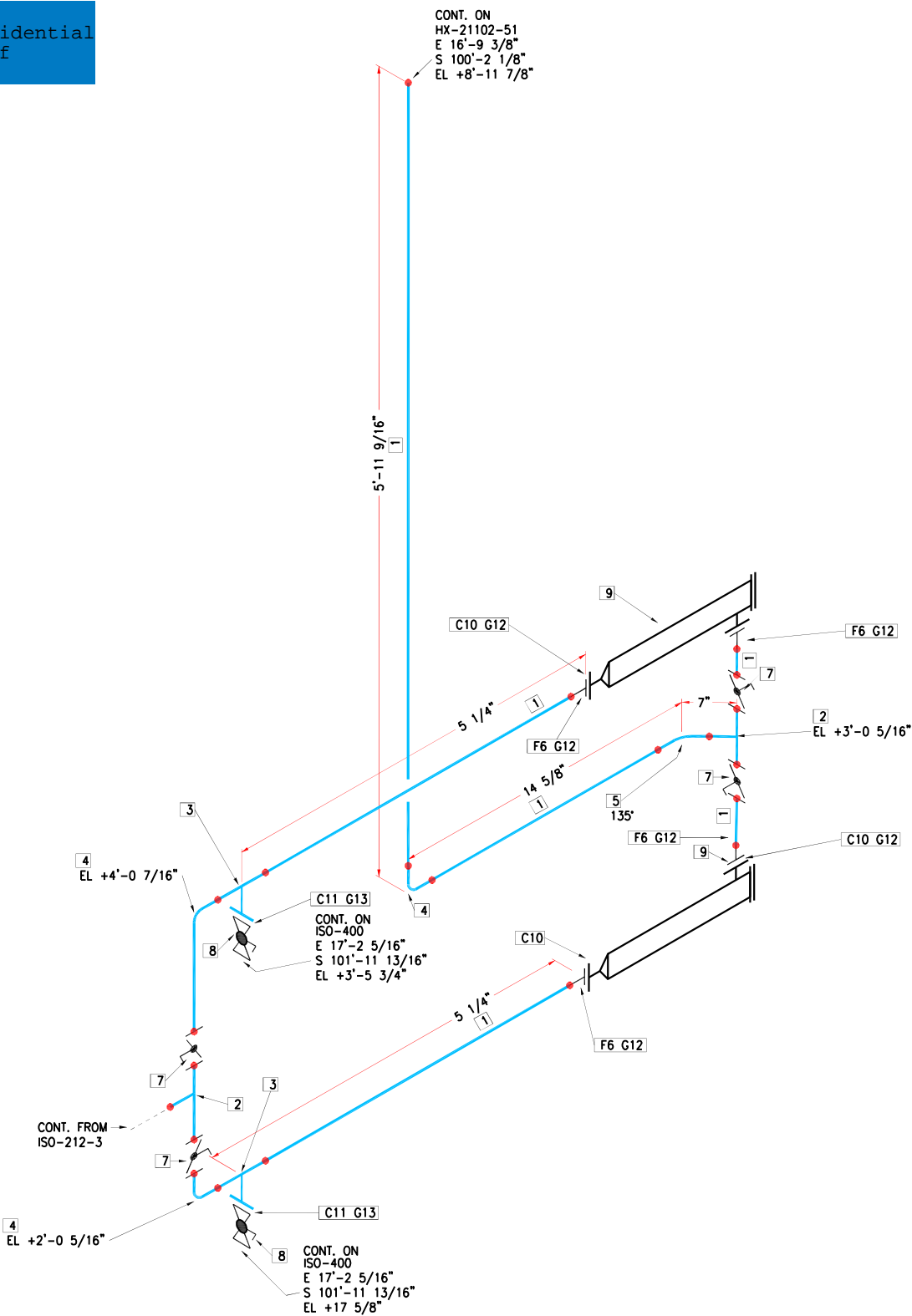


ABC FOODS		
SPRINGFIELD, MO		
WHITE SAUCE KITCHEN		
3MAY2011	STASSEL	11x17

DRAWING NUMBER		REV
ISO-92-3		



ABC Foods and project ACORN are fictional.
These documents are not proprietary or confidential
and are released to show the capabilities of
Cook Process Solutions LLC.



ITEM #	QTY	PART NUMBER	DESCRIPTION
1	6'4"	SS TUBE	SANITARY, 3"
2	2	B7WWW	TEE, WELD, 3"
3	2	B7RWWMS	TEE, REDUCING, CLAMP BRANCH, 3"x1"
4	3	B2S	ELBOW, 90, WELD, 3"
5	1	B2KS	ELBOW, 45, WELD, 3"
6	4	L14AM	FERRULE, 3"
7	4		VALVE, BUTTERFLY, MANUAL, WELD, 3"
8	2		VALVE, BALL, MANUAL, CLAMP, 1"
9	2		STRAINER, CLAMP, 3"
10	4	A13MHM	CLAMP, 3"
11	2	A13MHM	CLAMP, 1"
12	4	GASKET	GASKET, CLAMP, 3"
13	2	GASKET	GASKET, CLAMP, 1"

ALL DIMENSIONS AND ELEVATIONS
ARE APPROXIMATE FOR ESTIMATING
AND FIT-UP GUIDANCE ONLY.

ACTUAL CUT DIMENSIONS AND
ELEVATIONS ARE THE RESPONSIBILITY
OF THE INSTALLATION CONTRACTOR.

ALL PRODUCT LINES MUST BE
SLOPED AS INDICATED FOR
DRAINAGE.

ISOMETRIC DRAWING NUMBERS
MATCH P&ID LINE NUMBERS.

	<div>△E</div>		
	<div>△D</div>		
	<div>△C</div>		
	<div>△B</div>		
	<div>△A</div>		
DATE	#	REVISION	BY


☐ RELEASED FOR REVIEW

☐ FOR CONSTRUCTION BY:

OWNER

DATE

☐ AS BUILT

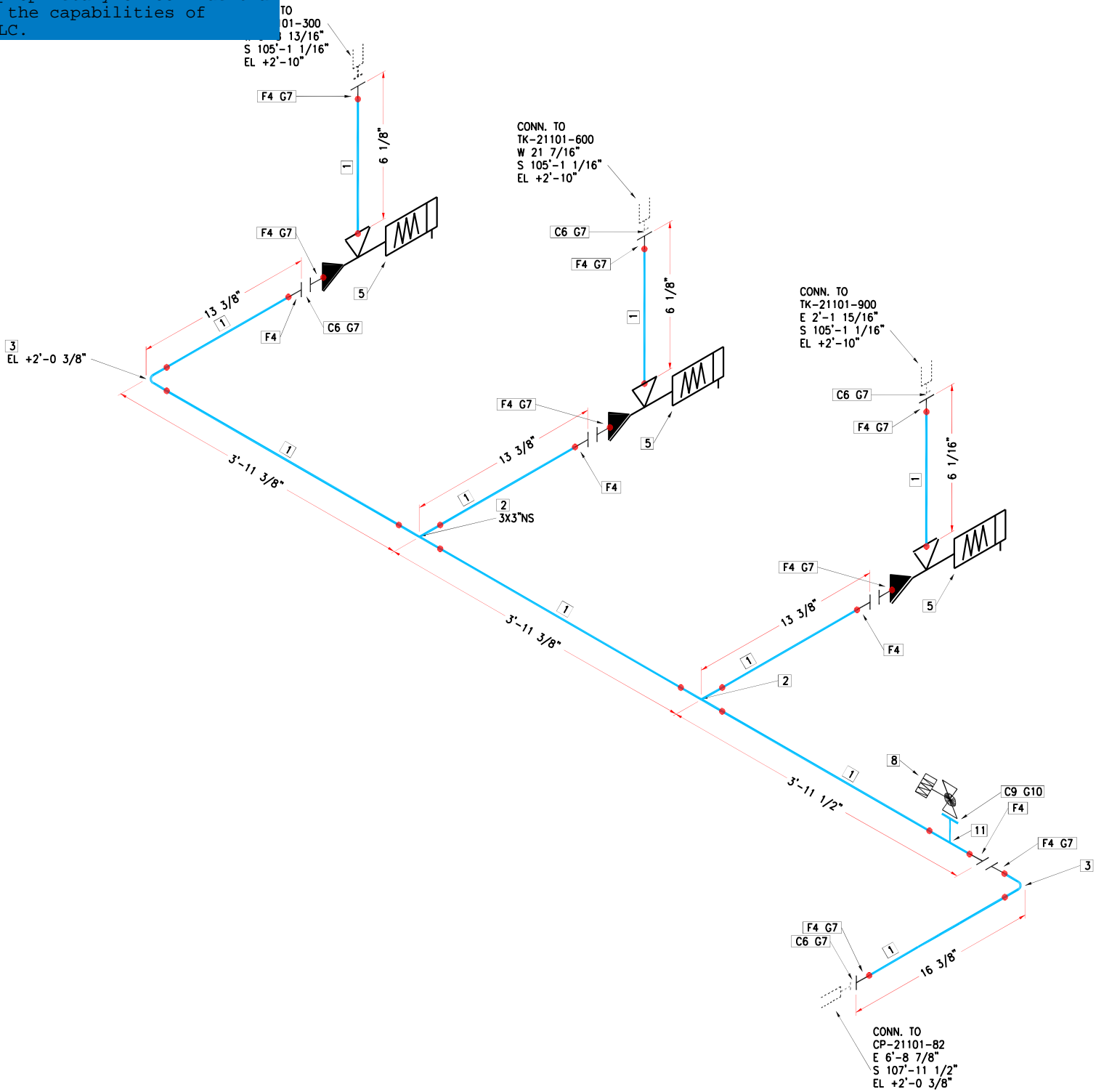


ABC FOODS		
SPRINGFIELD, MO		
WHITE SAUCE KITCHEN		
3MAY2011	STASSEL	11x17

DRAWING NUMBER	REV
ISO-212-4	



ABC Foods and project ACORN are fictional.
These documents are not proprietary or confidential
and are released to show the capabilities of
Cook Process Solutions LLC.



ITEM #	QTY	PART NUMBER	DESCRIPTION
1	14'2"	SS TUBE	SANITARY, 3"
2	2	B7WWW	TEE, WELD, 3"
3	2	B2S	ELBOW, 90, WELD, 3"
4	12	L14AM	FERRULE, 3"
5	3	7610-200SW2-H30-2SSSSY-SNNN	VALVE, SANITARY SEAT, SHUTOFF, WELD, 3"
6	8	A13MHM	CLAMP, 3"
7	8	GASKET	GASKET, CLAMP, 3"
8	1		VALVE, BALL, AIR OPEN, SPRING CLOSE, CLAMP, 3/4"
9	1	A13MHM	CLAMP, 3/4"
10	1	GASKET	GASKET, CLAMP, 3/4"
11	1	B7RWWS	TEE, REDUCING, CLAMP BRANCH, 3"x3/4"

ALL DIMENSIONS AND ELEVATIONS
ARE APPROXIMATE FOR ESTIMATING
AND FIT-UP GUIDANCE ONLY.


ACTUAL CUT DIMENSIONS AND
ELEVATIONS ARE THE RESPONSIBILITY
OF THE INSTALLATION CONTRACTOR.

ALL PRODUCT LINES MUST BE
SLOPED AS INDICATED FOR
DRAINAGE.

ISOMETRIC DRAWING NUMBERS
MATCH P&ID LINE NUMBERS.

	E			<input checked="" type="checkbox"/> RELEASED FOR REVIEW
	D			<input type="checkbox"/> FOR CONSTRUCTION BY:
	C			
	B			
	A			
DATE	#	REVISION	BY	<input type="checkbox"/> AS BUILT

OWNER _____ DATE _____



ABC FOODS

SPRINGFIELD, MO

WHITE SAUCE KITCHEN

3MAY2011

STASSEL

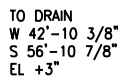
11x17

DRAWING NUMBER

ISO-212-5

REV





ALL DIMENSIONS AND ELEVATIONS
ARE APPROXIMATE FOR ESTIMATING
AND FIT-UP GUIDANCE ONLY.

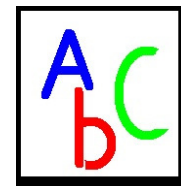
ACTUAL CUT DIMENSIONS AND
ELEVATIONS ARE THE RESPONSIBILITY
OF THE INSTALLATION CONTRACTOR.

ALL PRODUCT LINES MUST BE
SLOPED AS INDICATED FOR
DRAINAGE.

ISOMETRIC DRAWING NUMBERS
MATCH P&ID LINE NUMBERS.



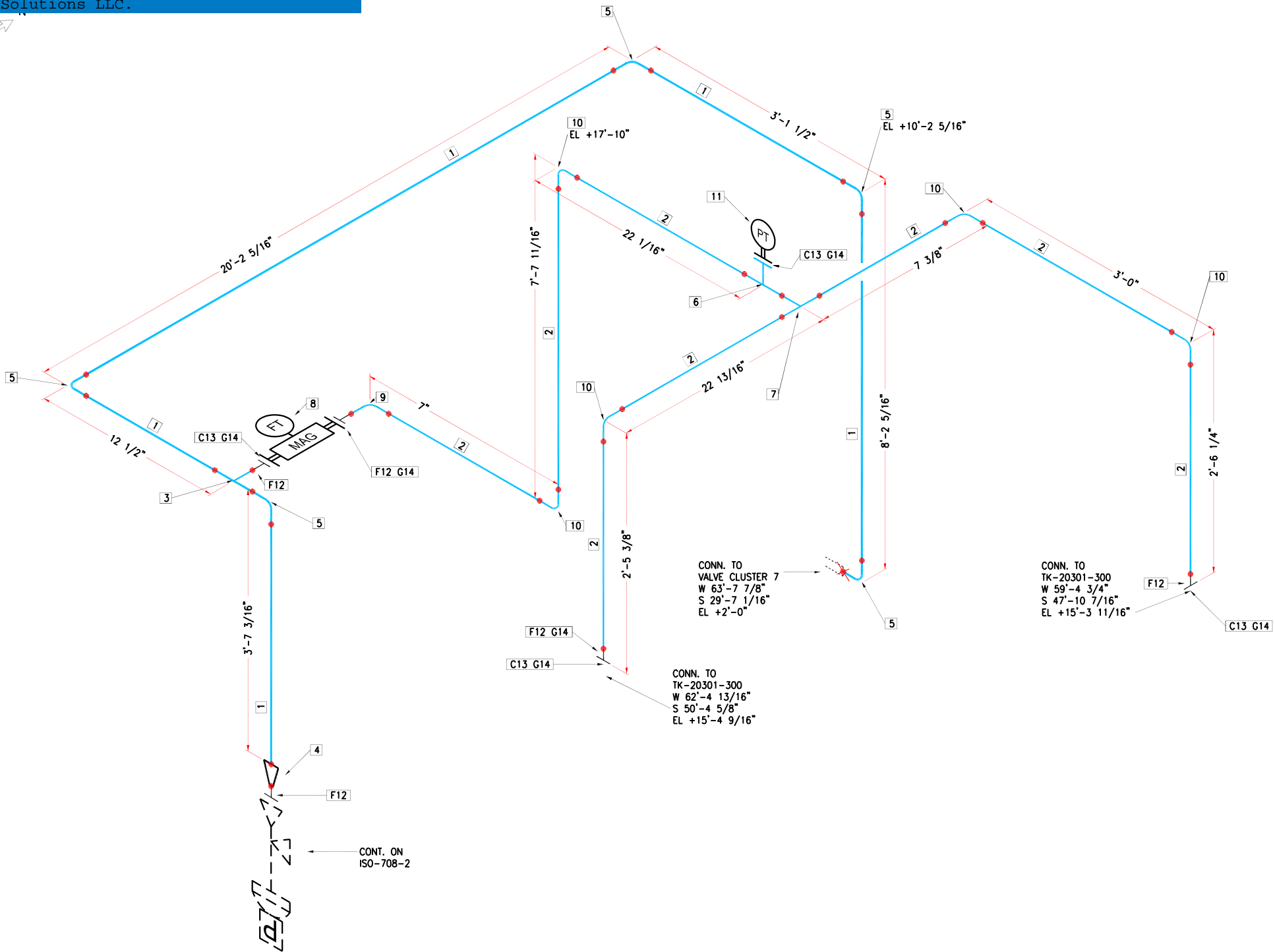
COOK
PROCESS SOLUTIONS, LLC
Innovative Solutions for the Food Industry



DRAWING NUMBER	REV
ISO-507-2	A



ABC Foods and project ACORN are fictional.
These documents are not proprietary or confidential
and are released to show the capabilities of
Cook Process Solutions LLC.



ITEM #	QTY	PART NUMBER	DESCRIPTION
1	31'9"	SS TUBE	SANITARY, 3"
2	16'6"	SS TUBE	SANITARY, 1 1/2"
3	1	B7RWWW	TEE, REDUCING, WELD, 3"x1-1/2"
4	1	L31	REDUCER, 3A, 3"x1-1/2"
5	5	B2S	ELBOW, 90, WELD, 3"
6	1	B7WWMS	TEE, CLAMP BRANCH, 1-1/2"
7	1	B7WWW	TEE, WELD, 1-1/2"
8	1		MAG FLOWMETER
9	1	2WCL	ELBOW, 90, WELD, SHORT, 1-1/2"
10	5	B2S	ELBOW, 90, WELD, 1-1/2"
11	1	SENSOR	SENSOR TBD BY OTHERS, 1.5"
12	5	L14AM	FERRULE, 1-1/2"
13	5	A13MHM	CLAMP, 1-1/2"
14	5	GASKET	GASKET, CLAMP, 1-1/2"

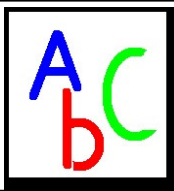
ALL DIMENSIONS AND ELEVATIONS
ARE APPROXIMATE FOR ESTIMATING
AND FIT-UP GUIDANCE ONLY.

ACTUAL CUT DIMENSIONS AND
ELEVATIONS ARE THE RESPONSIBILITY
OF THE INSTALLATION CONTRACTOR.

ALL PRODUCT LINES MUST BE
SLOPED AS INDICATED FOR
DRAINAGE.

ISOMETRIC DRAWING NUMBERS
MATCH P&ID LINE NUMBERS.

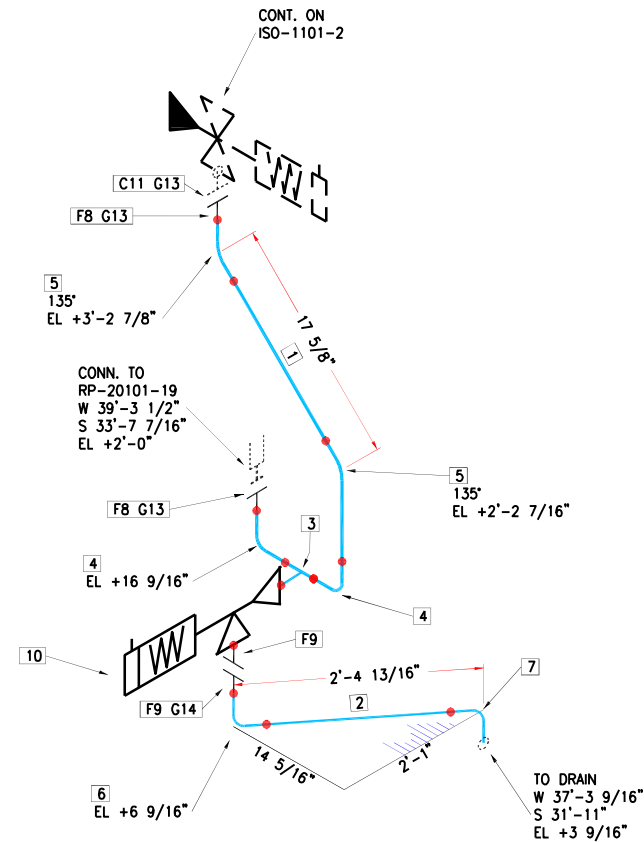
	E			<input checked="" type="checkbox"/> RELEASED FOR REVIEW	
	D			<input type="checkbox"/> FOR CONSTRUCTION BY:	
	C				
	B				
1 SEP 2011	A	ADDED ELLS FOR MAG METER BELOW PLATFORM	AAS	OWNER	DATE
DATE	#	REVISION	BY	<input type="checkbox"/> AS BUILT	



ABC FOODS		
SPRINGFIELD, MO		
WHITE SAUCE KITCHEN		
3 MAY 2011	STASSEL	11x17

DRAWING NUMBER		REV
ISO-708-1		A



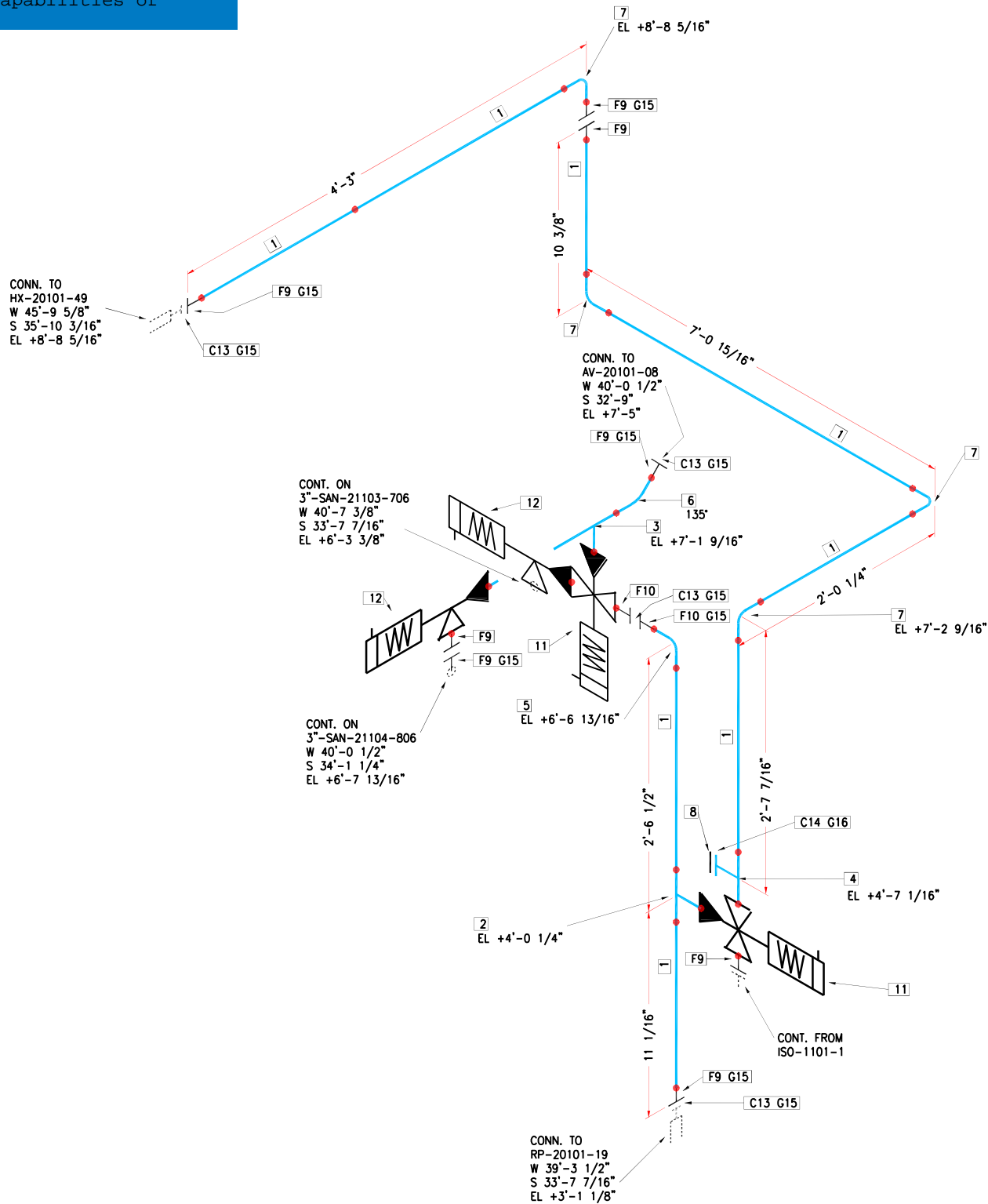


ITEM #	QTY	PART NUMBER	DESCRIPTION
1	0'11"	SS TUBE	SANITARY, 3"
2	1'10"	SS TUBE	SANITARY, 2"
3	1	B7RTWWWS	TEE, REDUCING, WELD, 3" x 2"
4	2	B2S	ELBOW, 90, WELD, 3"
5	2	B2KS	ELBOW, 45, WELD, 3"
6	1	B2S	ELBOW, 90, WELD, 2"
7	1	2WCL	ELBOW, 90, WELD, SHORT, 2"
8	2	L14AM	FERRULE, 3"
9	2	L14AM	FERRULE, 2"
10	1	7610-200SW2-H20-1SSSY-SNNN	VALVE, SANITARY SEAT, SHUTOFF, WELD, 2"
11	2	A13MHM	CLAMP, 3"
12	1	A13MHM	CLAMP, 2"
13	2	GASKET	GASKET, CLAMP, 3"
14	1	GASKET	GASKET, CLAMP, 2"

ISOMETRIC DRAWING NUMBERS
MATCH P&ID LINE NUMBERS.

	E			<input checked="" type="checkbox"/> RELEASED FOR REVIEW			ABC FOODS			
	D			<input type="checkbox"/> FOR CONSTRUCTION BY:			SPRINGFIELD, MO			
	C						WHITE SAUCE KITCHEN			
	B			OWNER _____ DATE _____			DRAWING NUMBER			
1SEP2011	A	ROTATED CROSSBODY VALVE FOR COMPLETE DRAINAGE	AAS	<input type="checkbox"/> AS BUILT			REV			
DATE	#	REVISION	BY					ISO-1101-1	A	

ABC Foods and project ACORN are fictional.
These documents are not proprietary or confidential
and are released to show the capabilities of
Cook Process Solutions LLC.



ITEM #	QTY	PART NUMBER	DESCRIPTION
1	15'2"	SS TUBE	SANITARY, 3"
2	1	B7WWW	TEE, WELD, 3"
3	1	MODIFIED B7WWW	TEE, WELD, SHORT RUN, 3"
4	1	B7RWWS	TEE, REDUCING, CLAMP BRANCH, 3"x2"
5	1	2WCL	ELBOW, 90, WELD, SHORT, 3"
6	1	B2KS	ELBOW, 45, WELD, 3"
7	4	B2S	ELBOW, 90, WELD, 3"
8	1	16AMP	CAP, CLAMP, 2"
9	8	L14AM	FERRULE, 3"
10	2	14WMPS	FERRULE, SHORT, 3"
11	2	7610-300SW2-H30-2SSSSY-SNNN	VALVE, SANITARY SEAT, CROSS BODY, WELD, 3"
12	2	7610-200SW2-H30-2SSSSY-SNNN	VALVE, SANITARY SEAT, SHUTOFF, WELD, 3"
13	6	A13MHM	CLAMP, 3"
14	1	A13MHM	CLAMP, 2"
15	6	GASKET	GASKET, CLAMP, 3"
16	1	GASKET	GASKET, CLAMP, 2"


ALL DIMENSIONS AND ELEVATIONS
ARE APPROXIMATE FOR ESTIMATING
AND FIT-UP GUIDANCE ONLY.

ACTUAL CUT DIMENSIONS AND
ELEVATIONS ARE THE RESPONSIBILITY
OF THE INSTALLATION CONTRACTOR.

ALL PRODUCT LINES MUST BE
SLOPED AS INDICATED FOR
DRAINAGE.

ISOMETRIC DRAWING NUMBERS
MATCH P&ID LINE NUMBERS.

	<div>△ E</div>			<input checked="" type="checkbox"/> RELEASED FOR REVIEW
	<div>△ D</div>			<input type="checkbox"/> FOR CONSTRUCTION BY:
	<div>△ C</div>			
	<div>△ B</div>			
1SEP2011	<div>△ A</div>	ROTATED CROSSBODY VALVE FOR COMPLETE DRAINAGE	AAS	OWNER _____ DATE _____
DATE	#	REVISION	BY	<input type="checkbox"/> AS BUILT

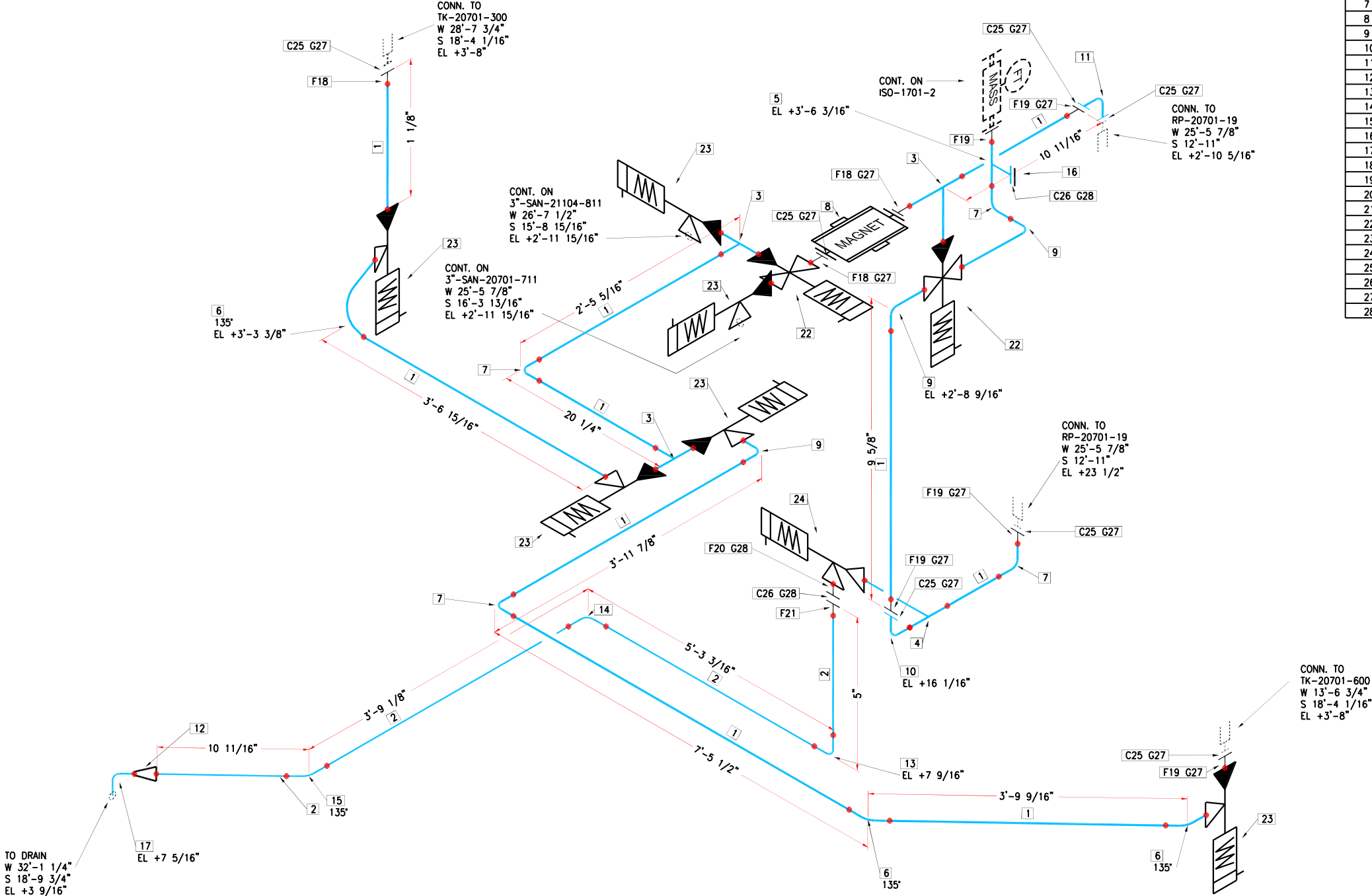


ABC FOODS		
SPRINGFIELD, MO		
WHITE SAUCE KITCHEN		
3MAY2011	STASSEL	11x17

DRAWING NUMBER	REV
ISO-1101-2	A



ABC Foods and project ACORN are fictional.
These documents are not proprietary or confidential
and are released to show the capabilities of
Cook Process Solutions LLC.



ITEM #	QTY	PART NUMBER	DESCRIPTION
1	20'0"	SS TUBE	SANITARY, 3"
2	8'9"	SS TUBE	SANITARY, 2"
3	3	B7WWW	TEE, WELD, 3"
4	1	B7RTWWWS	TEE, REDUCING, WELD, 3" x 2"
5	1	B7RWWS	TEE, REDUCING, CLAMP BRANCH, 3"x2"
6	3	B2KS	ELBOW, 45, WELD, 3"
7	4	B2S	B2S, ELBOW, 90, WELD, 3"
8	1		MAGNET
9	3	2WCL	ELBOW, 90, WELD, SHORT, 3"
10	1	L2CM	FERRULE ELBOW, 3A, 3"
11	1	B2CMP	ELBOW, CLAMP, 3"
12	1	L32	REDUCER, ECCENTRIC, WELD, 2"x1-1/2"
13	1	2WCL	ELBOW, 90, WELD, SHORT, 2"
14	1	B2S	B2S, ELBOW, 90, WELD, 2"
15	1	B2KS	ELBOW, 45, WELD, 2"
16	1	16AMP	CAP, CLAMP, 2"
17	1	B2S	B2S, ELBOW, 90, WELD, 1-1/2"
18	3	14WMPS	FERRULE, SHORT, 3"
19	5	L14AM	FERRULE, 3"
20	1	14WMPS	FERRULE, SHORT, 2"
21	1	L14AM	FERRULE, 2"
22	2	7610-300SW2-H30-2SSSY-SNNN	VALVE, SANITARY SEAT, CROSS BODY, WELD, 3"
23	6	7610-200SW2-H30-2SSSY-SNNN	VALVE, SANITARY SEAT, SHUTOFF, WELD, 3"
24	1	7610-200SW2-H20-1SSSY-SNNN	VALVE, SANITARY SEAT, SHUTOFF, WELD, 2"
25	8	A13MHM	CLAMP, 3"
26	2	A13MHM	CLAMP, 2"
27	8	GASKET	GASKET, CLAMP, 3"
28	2	GASKET	GASKET, CLAMP, 2"

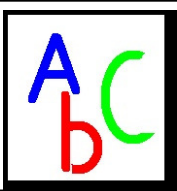
ALL DIMENSIONS AND ELEVATIONS
ARE APPROXIMATE FOR ESTIMATING
AND FIT-UP GUIDANCE ONLY.

ACTUAL CUT DIMENSIONS AND
ELEVATIONS ARE THE RESPONSIBILITY
OF THE INSTALLATION CONTRACTOR.

ALL PRODUCT LINES MUST BE
SLOPED AS INDICATED FOR
DRAINAGE.

ISOMETRIC DRAWING NUMBERS
MATCH P&ID LINE NUMBERS.

	E			<input checked="" type="checkbox"/> RELEASED FOR REVIEW	
	D			<input type="checkbox"/> FOR CONSTRUCTION BY:	
	C				
	B				
1SEP2011	A	REARRAGED PIPING FOR BETTER MAINTENANCE ACCESS	AAS	OWNER	DATE
DATE	#	REVISION	BY	<input type="checkbox"/> AS BUILT	

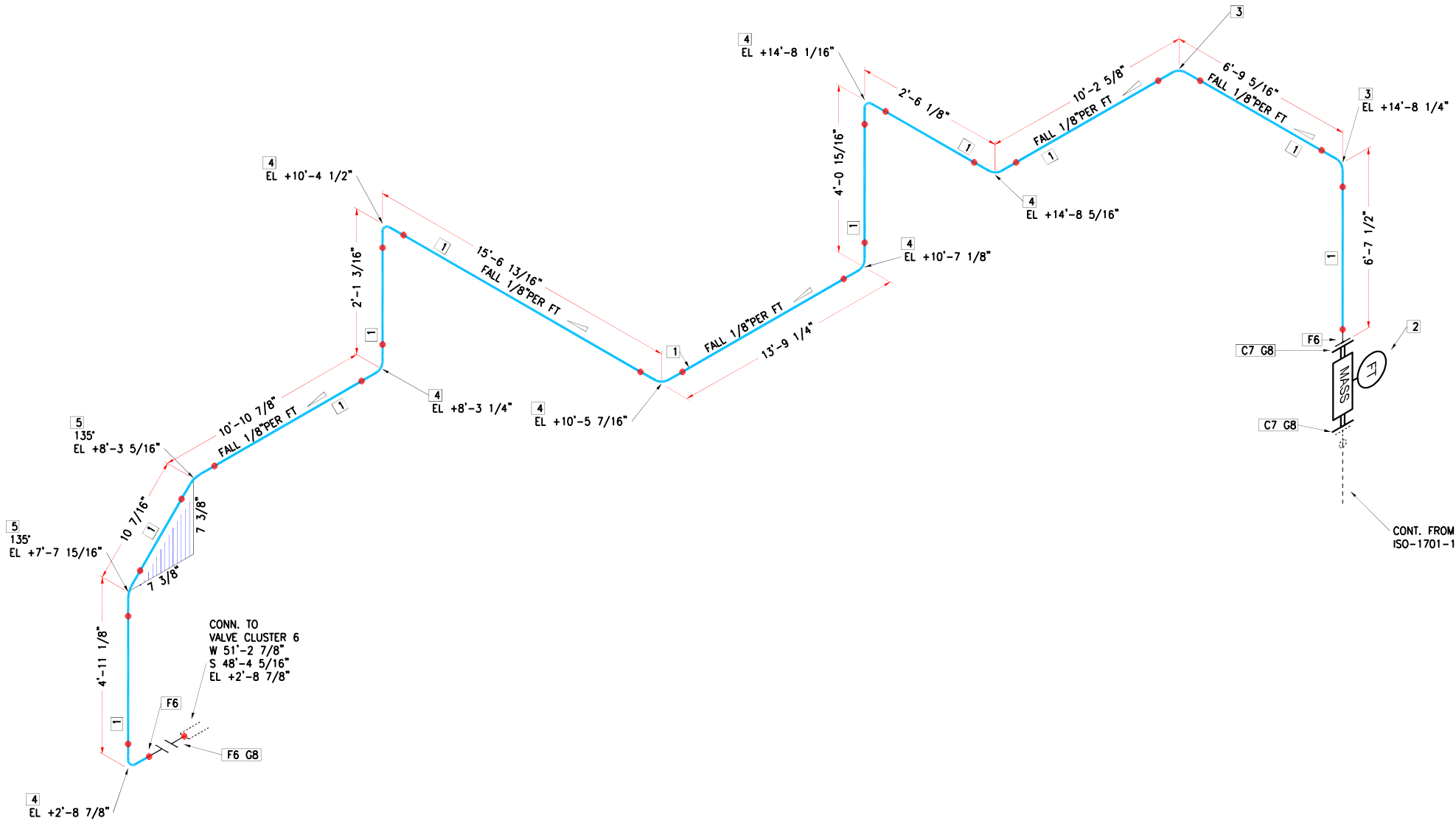


ABC FOODS	
SPRINGFIELD, MO	
WHITE SAUCE KITCHEN	
3MAY2011	STASSEL 11x17

DRAWING NUMBER	REV	
ISO-1701-1	A	

ABC Foods and project ACORN are fictional.
These documents are not proprietary or confidential
and are released to show the capabilities of
Cook Process Solutions LLC.

ITEM #	QTY	PART NUMBER	DESCRIPTION
1	68'3"	SS TUBE	SANITARY, 3"
2	1		MASS VISC FLOWMETER
3	2	B2S	B2S, ELBOW, 90, WELD, 3"
4	7	B2S	ELBOW, 90, WELD, 3"
5	2	B2KS	ELBOW, 45, WELD, 3"
6	3	L14AM	FERRULE, 3"
7	3	A13MHM	CLAMP, 3"
8	3	GASKET	GASKET, CLAMP, 3"




ALL DIMENSIONS AND ELEVATIONS
ARE APPROXIMATE FOR ESTIMATING
AND FIT-UP GUIDANCE ONLY.

ACTUAL CUT DIMENSIONS AND
ELEVATIONS ARE THE RESPONSIBILITY
OF THE INSTALLATION CONTRACTOR.

ALL PRODUCT LINES MUST BE
SLOPED AS INDICATED FOR
DRAINAGE.

ISOMETRIC DRAWING NUMBERS
MATCH P&ID LINE NUMBERS.

	<input checked="" type="checkbox"/>	RELEASED FOR REVIEW	
	<input type="checkbox"/>	FOR CONSTRUCTION BY:	
		OWNER	DATE
	<input type="checkbox"/>	AS BUILT	
1 SEP 2011	A	REARRANGED PIPING FOR BETTER MAINTENANCE ACCESS	AAS
DATE	#	REVISION	BY



ABC FOODS		
SPRINGFIELD, MO		
WHITE SAUCE KITCHEN		
3MAY2011	STASSEL	11x17

DRAWING NUMBER	REV
ISO-1701-2	A

